





Feelings Dictionary (Sl, L1)

Objective:

- I can name my emotions and describe what I feel

Materials Needed:

- Technology: *Projector, Computer, Internet Access, Speaker/sound*
- Feelings Dictionary Google Slides
- Feelings Dictionary Worksheets
- Sticky notes for Exit Tickets

Slide	Teacher & Students are...	Engagement Tips	
<div style="border: 1px solid black; padding: 5px;"> <p>What We Will Learn: I can name my emotions and describe what I feel</p>   </div>	<p>Teacher...</p> <ul style="list-style-type: none"> Ask students to silently read the objective Ask why understanding your emotions is important <p>Students...</p> <ul style="list-style-type: none"> Read the objective 		2 min
<div style="border: 1px solid black; padding: 5px;"> <p>Feelings Dictionary * Star the words you understand <u>Circle</u> the words you've felt</p>  </div>	<p>Teacher...</p> <ul style="list-style-type: none"> Model "calm" and "compassionate" by reading the dictionary word and definition, and share a short, specific time from your life of when you've felt that emotion As you read, students * star the words they understand and circle the words they've felt. Change it up as you continue. Ex: students popcorn read definitions, offer a story of when they felt the emotion, turn and talk <p>Students...</p> <ul style="list-style-type: none"> Star emotions they understand, circle emotions they've felt Popcorn read Share stories Turn and talk 	<p><i>Ask students to follow the class's pace and not go ahead.</i></p> <p><i>Share short stories that are powerful, interesting and connecting.</i></p>	15- 20 min
<div style="border: 1px solid black; padding: 5px;"> <p style="text-align: center;">Exit Ticket</p> <p>1. What is something important or interesting you learned today?</p> <p>2. How can learning about your emotions help you?</p> <div style="border: 1px solid black; padding: 5px; width: fit-content; margin-left: auto; margin-right: auto;"> <p style="text-align: center;">Exit Ticket</p> </div> </div>	<p>Teacher...</p> <ul style="list-style-type: none"> Pass out sticky notes Guide students to answer the Exit Ticket Collect the exit tickets <p>Students...</p> <ul style="list-style-type: none"> Write response on the Exit Ticket 		3 min